

WTO

QuickFlex®

The new quick change system for high performance and precision.

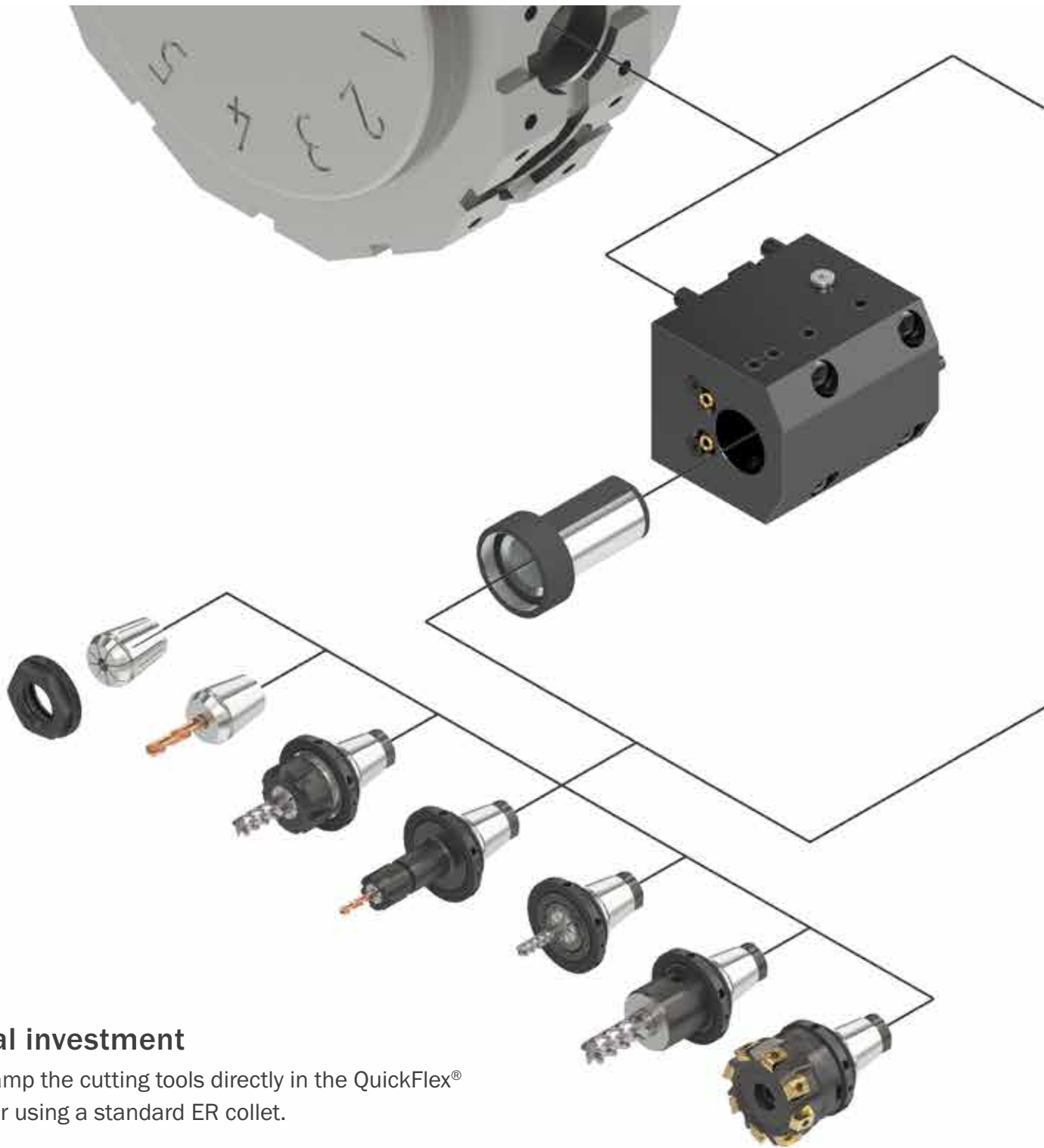
Minimal investment, maximal flexibility.



Adapter
Program

QuickFlex[®]

Minimal investment, maximum flexibility.



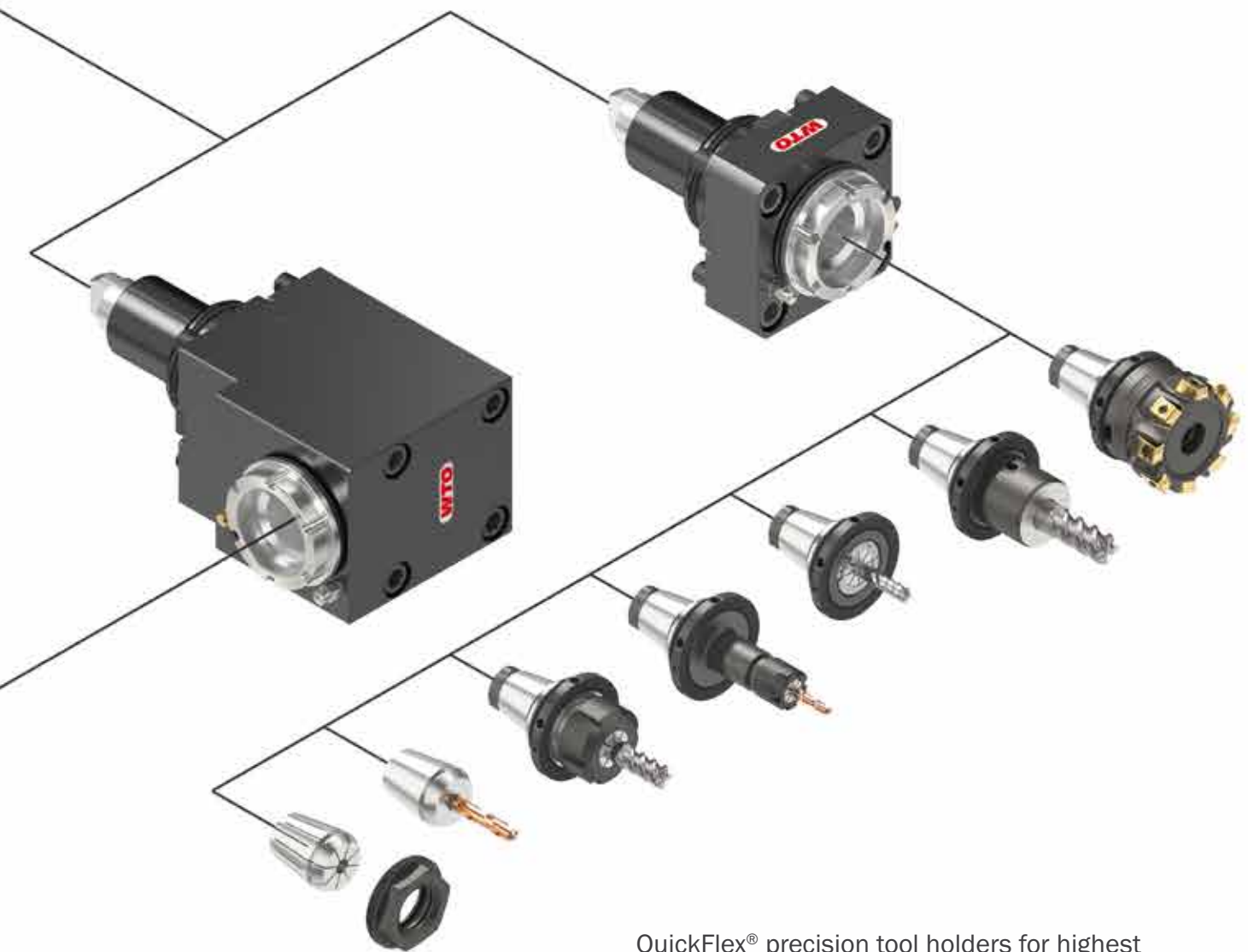
Minimal investment

Simply clamp the cutting tools directly in the QuickFlex[®] tool holder using a standard ER collet.

Maximum flexibility

Buy QuickFlex[®] adapters any time to add the quick change function for reducing tool change time.

For turning centers with powered turrets exists a comprehensive QuickFlex® program with adapters for all popular tool clamping systems.



QuickFlex® precision tool holders for highest performance and precision of your turning center.




QuickFlex®

The perfect combination: ER collet chuck and quick change system in one tool holder.



- 1** - Tool Holder
- 2** - QuickFlex® chuck
- 3** - Collet
- 4** - Collet nut
- 5** - QuickFlex® adapter
- 6** - One-hand wrench (patent-registered)
- 7** - Thread for QuickFlex® adapter and collet nut
- 8** - Short taper for radial centering and axial support of the QuickFlex® adapter
- 9** - Taper of the ER collet chuck
- 10** - Polygonal torque transmission for QuickFlex® adapter
- 11** - Radial bending support of the QuickFlex® adapter for high stiffness under load




Permanent accuracy of the run-out is guaranteed by two independent taper connections.



With ER collet



With QuickFlex® mill arbor adapter



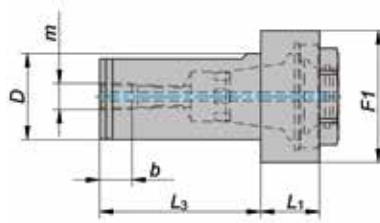
Quick and safe tool change with the new one-hand wrench (patent-registered).




Cylindrical shank holder

with cylindrical shank and flat.

For flexible use of QuickFlex® adapters in boring bar holders.









Size	Item No.	D	d min.	d max.	L ₃	F ₁	L ₁	m	b	
ER-25QF	330025032	32	1	16	60	49	22	G $\frac{1}{8}$ "	12	107525020
ER-32QF	330032040	40	2	20	70	58	22	G $\frac{1}{4}$ "	15	107532020
ER-40QF	330040050	50	3	26	80	71	22	G $\frac{3}{8}$ "	19	107540020

Dimensions in mm

Starter Set



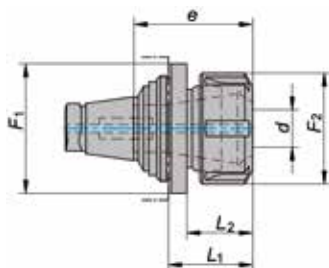
Size	Item No.	 One-hand wrench	 Spanner wrench for QuickFlex® adapter	 Weldon/Whistle-Notch adapter	 Short combination mill adapter	 Collet chuck	 Spanner wrench
ER-20QF	007020000	107720000	107520020	Ø 12 mm	Ø 16 mm	ER 20	107520000
ER-25QF ¹⁾	007025000	107725000	107525020	Ø 16 mm	Ø 16 mm	ER 25	107525000
ER-25QF ¹⁾	007025010	107725010	107525020	Ø 16 mm	Ø 16 mm	ER 25	107525000
ER-32QF	007032000	107732000	107532020	Ø 20 mm	Ø 22 mm	ER 32	107532000
ER-40QF	007040000	107740000	107540020	Ø 25 mm	Ø 27 mm	ER 40	107540000
ER-50QF	007050000	107750000	107550020	Ø 25 mm	Ø 27 mm	ER 40	107540000



Dimensions in mm

¹⁾ Please inquire the starter set suitable for your tool holders

Collet chuck adapter

DIN 6499, ISO 15488

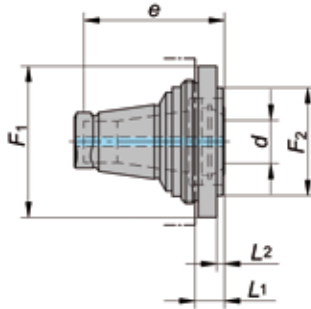





Size	Item No.	F ₁	d min.	d max.	F ₂	e	L ₂	L ₁	Collet size		
ER-20QF	320020010	36	0.5	10	28	40	23	29	ER 16	200016000	107516000
	320020013	36	1	13	34	45	24	30	ER 20	200020000	107520000
ER-25QF	320025010	49	0.5	10	28	40	23	30	ER 16	200016000	107516000
	320025013	49	1	13	34	45	24	31	ER 20	200020000	107520000
	320025016	49	1	16	42	48	25	32	ER 25	200025000	107525000
ER-32QF	320032013	58	1	13	34	45	24	31	ER 20	200020000	107520000
	320032016	58	1	16	42	48	25	32	ER 25	200025000	107525000
	320032020	58	2	20	50	50	28	35	ER 32	200032000	107532000
ER-40QF	320040016	71	1	16	42	48	25	33	ER 25	200025000	107525000
	320040020	71	2	20	50	50	28	36	ER 32	200032000	107532000
	320040026	71	3	26	63	55	35	43	ER 40	200040000	107540000
ER-50QF	320050020	82	2	20	50	50	28	37	ER 32	200032000	107532000
	320050026	82	3	26	63	55	35	44	ER 40	200040000	107540000

Dimensions in mm

Collet chuck adapter – short

DIN 6499, ISO 15488

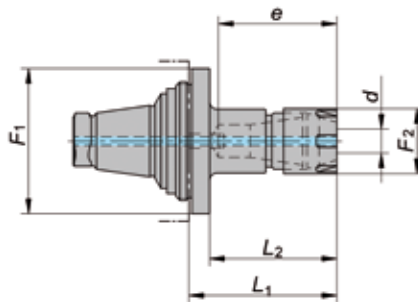



Size	Item No.	F ₁	d min.	d max.	F ₂	e	L ₂	L ₁	Collet size			
ER-20QF	320020007-09	36	0.5	7	-	36	-	6	ER 11	200111001	107511101	-
ER-25QF	320025010-07	49	0.5	10	-	40	-	7	ER 16	200116001	107516101	-
	320025013-09	49	1	13	35	45	2	9	ER 20	200120001	107520101	-
ER-32QF	320032013-07	58	1	13	-	45	-	7	ER 20	200120001	107520101	-
	320032016-07	58	1	16	-	48	-	7	ER 25	200125001	107525101	107525104
ER-40QF	320040016-08	71	1	16	-	48	-	8	ER 25	200125001	107525101	107525104
	320040020-08	71	2	20	-	50	-	8	ER 32	200132001	107532101	107532104
ER-50QF	320050020-09	82	2	20	-	50	-	9	ER 32	200132001	107532101	107532104
	320050026-09	82	3	26	-	56	-	9	ER 40	200140001	107540101	107540104

Dimensions in mm

Collet chuck adapter – extended

DIN 6499, ISO 15488

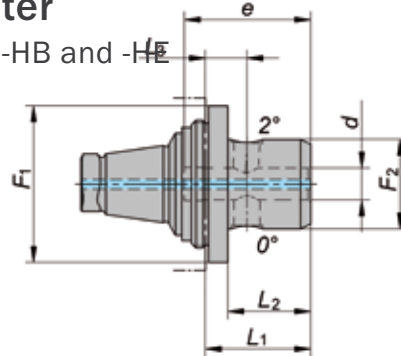




Size	Item No.	F ₁	d min.	d max.	F ₂	e	L ₂	L ₁	Collet size		
ER-20QF	320020007-40	36	0.5	7	16	36	34	40	ER 11	200511000	107511005
ER-25QF	320025007-40	49	0.5	7	16	36	33	40	ER 11	200511000	107511005
	320025010-50	49	0.5	10	22	40	43	50	ER 16	200516000	107516005
ER-32QF	320032007-50	58	0.5	7	16	36	43	50	ER 11	200511000	107511005
	320032010-60	58	0.5	10	22	40	53	60	ER 16	200516000	107516005
ER-40QF	320040010-60	71	0.5	10	22	40	52	60	ER 16	200516000	107516005
	320040016-60	71	1	16	35	48	52	60	ER 25	200525000	107525005

Dimensions in mm

Weldon/Whistle Notch adapter

for tool shanks according to DIN 6535-HB and -HE

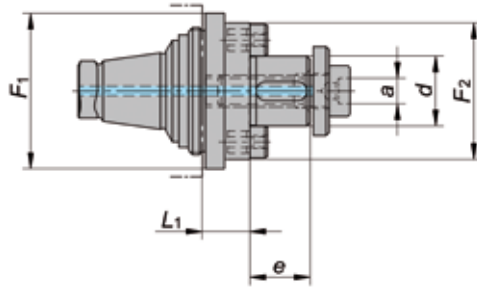


Size	Item No.	F ₁	d	F ₂	L ₃	e	L ₂	L ₁		
ER-20QF	320120006	36	6	19	10	36	22	28	12882	26071
	320120008	36	8	21	11	36	23	29	12927	26072
	320120010	36	10	28	12	40	26	32	12992	26073
	320120012	36	12	34	14.5	45	31	37	13061	26074
	320120014	36	14	36	15.5	45	32	38	13061	26074
	320120016	36	16	38	18	49	36	42	30944	26075
ER-25QF	320125006	49	6	19	11	36	22	29	12882	26071
	320125008	49	8	21	12	36	23	30	12927	26072
	320125010	49	10	28	13	40	26	33	12992	26073
	320125012	49	12	34	13.5	45	29	36	13061	26074
	320125014	49	14	36	13.5	45	29	36	13061	26074
	320125016	49	16	38	16	49	33	40	30944	26075
	320125018	49	18	40	16	49	33	40	30944	26075
	320125020	49	20	45	18	51	36	43	106290	26076
ER-32QF	320132006	58	6	19	11	36	22	29	12882	26071
	320132008	58	8	21	12	36	23	30	12927	26072
	320132010	58	10	28	13	40	26	33	12992	26073
	320132012	58	12	34	13.5	45	29	36	13061	26074
	320132014	58	14	36	13.5	45	29	36	13061	26074
	320132016	58	16	38	16	49	33	40	30944	26075
	320132018	58	18	40	16	49	33	40	30944	26075
	320132020	58	20	45	17	51	35	42	106290	26076
	320132025	58	25	51	22	57	39	46	13128	26076
	ER-40QF	320140006	71	6	19	12	36	22	30	12882
320140008		71	8	21	13	36	23	31	12927	26072
320140010		71	10	28	14	40	26	34	12992	26073
320140012		71	12	34	14.5	45	29	37	13061	26074
320140014		71	14	36	14.5	45	29	37	13061	26074
320140016		71	16	38	17	49	33	41	30944	26075
320140018		71	18	40	17	49	33	41	30944	26075
320140020		71	20	45	18	51	35	43	106290	26076
320140025		71	25	51	18	57	34	42	13128	26076
ER-50QF		320150006	82	6	19	13	36	22	31	12882
	320150008	82	8	21	14	36	23	32	12927	26072
	320150010	82	10	28	15	40	26	35	12992	26073
	320150012	82	12	34	15.5	45	29	38	13061	26074
	320150014	82	14	36	15.5	45	29	38	13061	26074
	320150016	82	16	38	18	49	33	42	30944	26075
	320150018	82	18	40	18	49	33	42	30944	26075
	320150020	82	20	45	19	51	35	44	106290	26076
	320150025	82	25	51	19	57	34	43	13128	26076
	320150032	82	32	72	23	61	38	47	71255	26077

Dimensions in mm

Combination arbor adapter

for side mills, face mills, or disk cutters



Size	Item No.	F1	d	F2	e	L1	a			
ER-20QF	320220016	36	16	35	17	12	6	84130	84903	26075
ER-25QF	320225016	49	16	35	17	8	6	84130	84903	26075
	320225022	49	22	43	19	15	8	84131	84904	26076
	320225027	49	27	50	21	15	10	84132	84905	26077
ER-32QF	320232016	58	16	35	17	8	6	84130	84903	26075
	320232022	58	22	43	19	8	8	84131	84904	26076
	320232027	58	27	50	21	15	10	84132	84905	26077
ER-40QF	320240022	71	22	43	19	9	8	84131	84904	26076
	320240027	71	27	53	21	9	10	84132	84905	26077
	320240032	71	32	63	24	20	14	84133	84906	26078
ER-50QF	320250022	82	22	43	19	10	8	84131	84904	26076
	320250027	82	27	53	21	10	10	84132	84905	26077
	320250032	82	32	61	24	10	14	84133	84906	26078

Dimensions in mm

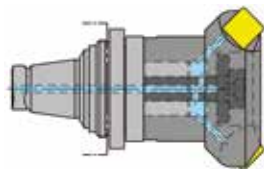
Universal design:
key and drivers can
be removed.

All adapters are delivered with the standard arbor clamping bolt without hole for coolant supply.

Optional arbor clamping bolt with coolant hole for internal coolant supply

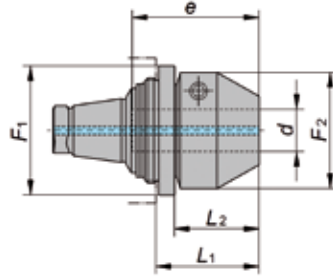
d		
16	84841	26075
22	84842	26076
27	84843	26077
32	84844	26078



Dimensions in mm



Hydro high precision chuck adapter

for cylindrical shanks



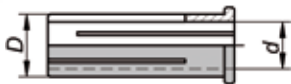
Size	Item No.	F1	d	F2	e	L2	L1		Nm	 (incl. blade)	 Blade
ER-25QF	320425016	49	16	44	48	32	39	3	5	STW-T-W3-A	118077
ER-32QF	320432020	58	20	52	53	31	38	4	10	STW-T-W4-A	118078
ER-40QF	320440025	71	25	59	58	31	39	4	10	STW-T-W4-A	118078

Consider maximum tightening torque in Nm! Dimensions in mm

Reduction sleeves for hydraulic chucks

slotted

sealed, for IC



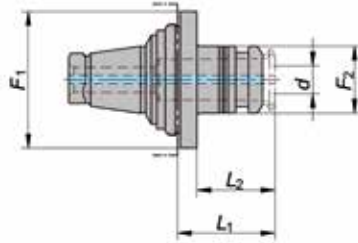
d	D16	D20	D25
2	244016002	244020002	-
3	244016003	244020003	244025003
4	244016004	244020004	244025004
5	244016005	244020005	244025005
6	244016006	244020006	244025006
7	244016007	244020007	244025007
8	244016008	244020008	244025008
9	244016009	244020009	244025009
10	244016010	244020010	244025010
12	244016012	244020012	244025012
14	244016014	244020014	244025014
16	-	244020016	244025016
18	-	-	244025018
20	-	-	244025020
22	-	-	244025022

Dimensions in mm

d	D16	D20	D25
2	-	-	-
3	244116003	244120003	244125003
4	244116004	244120004	244125004
5	244116005	244120005	244125005
6	244116006	244120006	244125006
7	244116007	244120007	244125007
8	244116008	244120008	244125008
9	244116009	244120009	244125009
10	244116010	244120010	244125010
12	244116012	244120012	244125012
14	244116014	244120014	244125014
16	-	244120016	244125016
18	-	-	244125018
20	-	-	244125020
22	-	-	244125022

Dimensions in mm

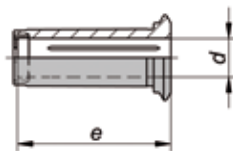
powRgrip® collet chuck adapter



Size	Item No.	F ₁	d min.	d max.	F ₂	L ₁	L ₂	Collet size
ER-20QF	325220P15	36	3	10	24	34	28	PGST 15
ER-25QF	325225P15	49	3	10	24	35	28	PGST 15
ER-32QF	325232P25	58	3	20	40	47	40	PGST 25
ER-40QF	325240P25	71	3	20	40	48	40	PGST 25

Dimensions in mm

powRgrip® PGST collets



The powRgrip® system:

- | Highly precise powRgrip® collet
- | QuickFlex® powRgrip® collet chuck adapter
- | powRgrip® clamping unit (PGU/PGC) (automatic or manual)

d	e	PGST	WTO Item No.	REGO-FIX Item No.
3	28	PGST 15	244P15003	1715.03006
4	28	PGST 15	244P15004	1715.04006
6	36	PGST 15	244P15006	1715.06006
8	36	PGST 15	244P15008	1715.08006
10	40	PGST 15	244P15010	1715.10006
3	28	PGST 25	244P25003	1725.03006
4	28	PGST 25	244P25004	1725.04006
6	36	PGST 25	244P25006	1725.06006
8	36	PGST 25	244P25008	1725.08006
10	40	PGST 25	244P25010	1725.10006
12	45	PGST 25	244P25012	1725.12006
16	48	PGST 25	244P25016	1725.16006
20	48	PGST 25	244P25020	1725.20006

Dimensions in mm



Tool



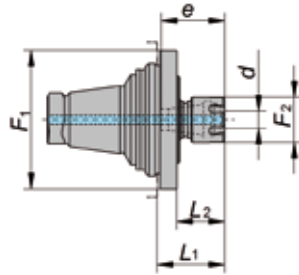
REGO-FIX powRgrip® collet





QuickFlex® REGO-FIX powRgrip® collet chuck adapter

Mini floating chuck adapter MPHC

DIN 6499, ISO 15488



Size	Item No.	F ₁	d min.	d max.	F ₂	e	L ₂	L ₁	Collet size		
ER-25QF	325325M11	49	0.5	7	16	22.5	17	24	ER 11	200511000	107511005
ER-32QF	325332M16	58	0.5	10	22	33	33	26	ER 16	200516000	107516005

Dimensions in mm

Problems which might occur when reaming with misalignment:



Bore becomes too large



Conical bore (entry too large)



Conical bore (end too large)



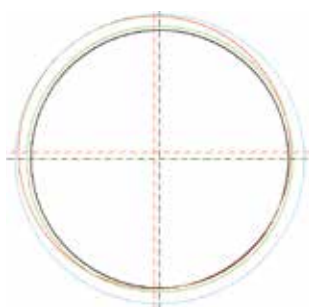
Reamer jams and breaks



Poor surface quality



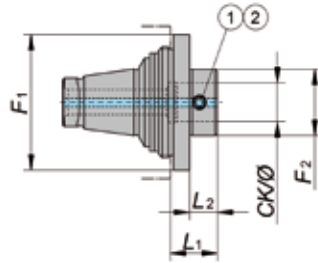
Hole shows chatter or retention marks





Misalignment

Adapters for BIG KAISER

for boring tools in sizes CBK1 up to CBK4



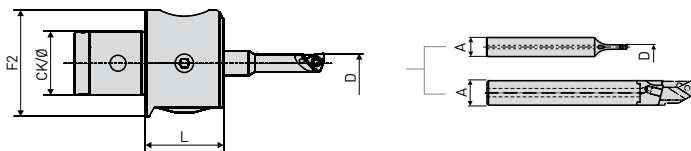
Size	Item No.	CK/Ø	F1	F2	L1	L2		
ER-25QF	325125CK1	CKB1/11	49	19	15.5	8.5	103828	26079
	325125CK3	CKB3/18	49	31	19.5	12.5	72733	26072
ER-32QF	325132CK1	CKB1/11	58	19	15.5	8.5	103828	26079
	325132CK3	CKB3/18	58	31	19.5	12.5	72733	26072
ER-40QF	325140CK2	CKB2/14	71	24	18	10	69040	26071
	325140CK4	CKB4/22	71	39	23	15	67821	26073
ER-50QF	325150CK2	CKB2/14	82	24	19	10	69040	26071
	325150CK4	CKB4/22	82	39	24	15	67821	26073

Dimensions in mm

Tool combinations and work ranges

For detailed specifications of the boring tools and accessories please refer to the BIG KAISER main catalogue.

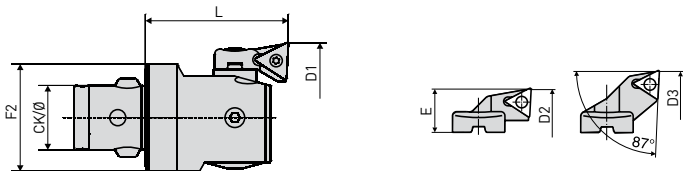
Precision boring heads EWN, Series 112, Ø 0.4 – 24.8 mm



Boring Head	CK/Ø	D	A	L	F2
EWN 04-15	CK3/18	0.4-15.5	7	22	31
EWN 04-22	CK4/22	0.4-24.8	10	28	39

See BIG KAISER catalogue page B51-55. Dimensions in mm

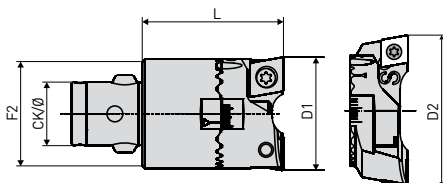
Precision boring heads EWN, Series 310, Ø 20 – 74 mm



Boring Head	CK/Ø	D1	D2	D3	L	F2
EWN 20	CKB1/11	20-26	25-31	30-36	32.5	19
EWN 25	CKB2/14	25-33	32-40	39-47	35.5	24
EWN 32	CKB3/18	32-42	41-51	50-60	40	31
EWN 41	CKB4/22	41-54	50-63	61-74	47	39

See BIG KAISER catalogue page B58-62. Dimensions in mm

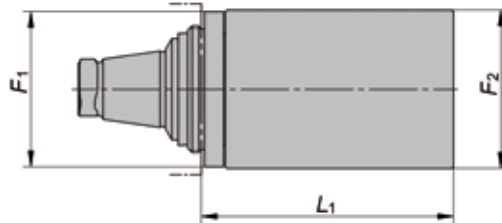
Rough boring heads SW, Series 319, Ø 20 – 66 mm



Boring Head	CK/Ø	D1	D2	L	F2
SW 20	CKB1/11	20-26	25-31	32.5	19
SW 25	CKB2/14	25-33	32-40	35.5	24
SW 32	CKB3/18	32-42	41-51	40	31
SW 41	CKB4/22	41-54	50-63	47	39

See BIG KAISER catalogue page B27-31. Dimensions in mm

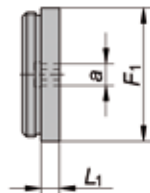
Blank



Size	Item No.	F ₁	F ₂	L ₁
ER-20QF	329020000	36	35	60
ER-25QF	329025000	49	50	80
ER-32QF	329032000	58	60	80
ER-40QF	329040000	71	70	100
ER-50QF	329050000	82	80	100

Dimensions in mm

Protection cover

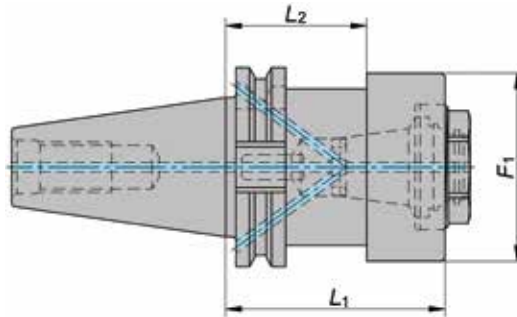



Size	Item No.	F ₁	L ₁	a
ER-20QF	337020000	33	6	6
ER-25QF	337025000	43	6	6
ER-32QF	337032000	52	10	8
ER-40QF	337040000	66	10	10
ER-50QF	337050000	76	10	12

Dimensions in mm

V-flange holder

DIN ISO 69871, for tool presetting

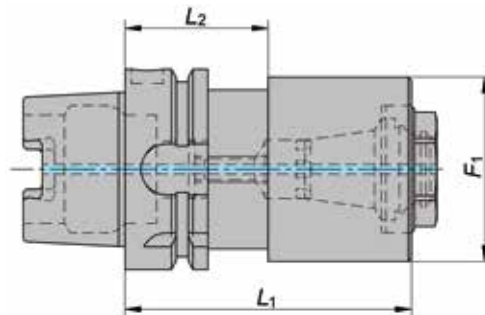



Size	Item No.	SK	F ₁	L ₁	L ₂	
ER-20QF	338120040	SK40	50	40	-	107520020
	338120050	SK50	50	40	-	107520020
ER-25QF	338125040	SK40	50	40	-	107525020
	338125050	SK50	50	40	-	107525020
ER-32QF	338132040	SK40	63	60	35	107532020
	338132050	SK50	63	60	-	107532020
ER-40QF	338140050	SK50	78	60	-	107540020
ER-50QF	338150050	SK50	85	60	35	107550020

Dimensions in mm

HSK holder

DIN 69893A/C (ISO 12164A/C), for tool presetting

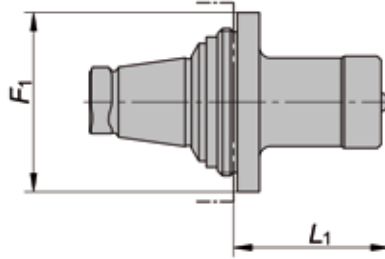


Size	Item No.	HSK	F ₁	L ₁	L ₂	
ER-20QF	338120063	HSK63A	50	85	-	107520020
ER-25QF	338125063	HSK63A	50	90	-	107525020
ER-32QF	338132063	HSK63A	63	90	42	107532020
ER-40QF	338140063	HSK63A	78	100	42	107540020
ER-50QF	338150063	HSK63A	85	120	42	107550020

Dimensions in mm

Preset master adapter

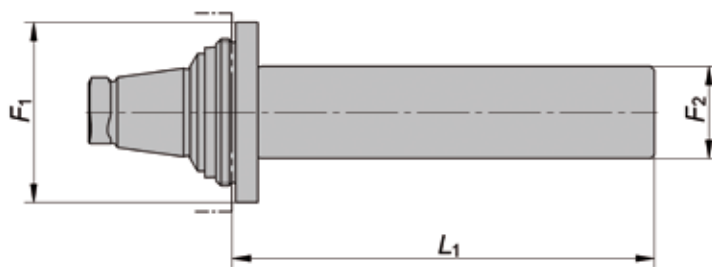
Etched with actual gauge length measurement



Size	Item No.	F ₁	L ₁
ER-20QF	339020000	36	42.25
ER-25QF	339025000	49	42.25
ER-32QF	339032000	58	45.25
ER-40QF	339040000	71	43.25
ER-50QF	339050000	82	45.25

Dimensions in mm

Master gauge

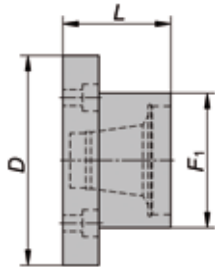



Size	Item No.	F ₁	F ₂	L ₁
ER-20QF	339120000	36	20	85
ER-25QF	339125000	49	25	115
ER-32QF	339132000	58	32	115
ER-40QF	339140000	71	32	115
ER-50QF	339150000	82	32	115

Dimensions in mm. Including wooden box

Mounting device QuickFlex®

for easy tool change of QuickFlex® adapters on the work bench



Size	Item No.	F1	L	D	
ER-20QF	338220000	45	45	87	107520020
ER-25QF	338225000	55	45	97	107525020
ER-32QF	338232000	65	60	107	107532020
ER-40QF	338240000	75	60	117	107540020
ER-50QF	338250000	86	80	127	107550020

Dimensions in mm

Mounting device "Toolboy" (PWB Systems)

for easy tool change of QuickFlex® adapters on the work bench, indexable




Modular insert QuickFlex®

to adapt mounting device "Toolboy" with holder:

- WTO 338200001
- PWB Systems 400141-8 (C8)



Size	Item No.	
ER-20QF	338220010	107520020
ER-25QF	338225010	107525020
ER-32QF	338232010	107532020
ER-40QF	338240010	107540020
ER-50QF	338250010	107550020

Holder

to match base block:

- WTO 338200000
- PWB Systems 400500



Item No. Holder
338200001

Base block



Item No. Base block
338200000

Tool carrier

for QuickFlex® adapters (18 pieces)


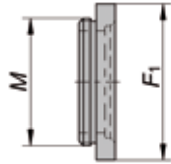


Size	Item No.
ER-20QF	338320000
ER-25QF	338325000
ER-32QF	338332000
ER-40QF	338340000

WxHxD: 600x272x262 mm




Thread nut for QuickFlex® adapter



Size	Item No.	M	F ₁
ER-20QF	337120000	M 32 x 1.50	36
ER-25QF	337125000	M 40 x 1.50	49
ER-32QF	337132000	M 50 x 1.50	58
ER-40QF	337140000	M 62 x 1.50	71
ER-50QF	337150000	M 68 x 1.50	82

Dimensions in mm

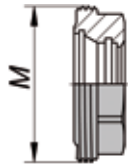
Locking washer for QuickFlex® adapter




Size	Item No.
ER-20QF	337220000
ER-25QF	337225000
ER-32QF	337232000
ER-40QF	337240000
ER-50QF	337250000

Collet nut ERQF

for internal coolant supply using seal washer
DIN 6499, ISO 15488

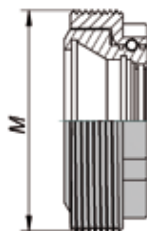



Size	Item No.	M	Nm	Seal washer	
ER-20QF	207020000	M 32 x 1.50	80	210120...	107520020
ER-25QF	207025000	M 40 x 1.50	110	210125...	107525020
ER-32QF	207032000	M 50 x 1.50	140	210132...	107532020

Consider maximum tightening torque in Nm! Dimensions in mm

Collet nut ERQF-BC

with ball bearing, for internal coolant supply using seal washer
DIN 6499, ISO 15488



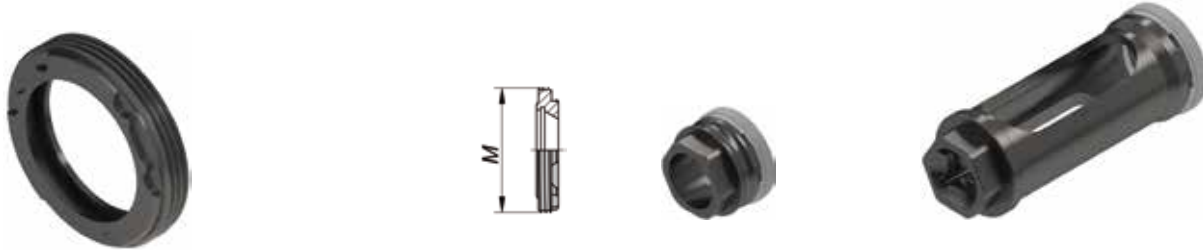
Size	Item No.	M	Nm	Seal washer	
ER-40QF	208040001	M 62 x 1.50	180	210140...	107540020
ER-50QF	208050001	M 68 x 1.50	240	210150...	107550020


Consider maximum tightening torque in Nm! Dimensions in mm

Collet nut ERQF-A – short

external coolant supply

DIN 6499B, ISO 15488



Size	Item No.	M	Nm						
ER-20QF	202120001	M 32 x 1.50	75	107525101	107525104	27	107525102	22	1/2"
ER-25QF	202125001	M 40 x 1.50	90	107532101	107532104	30	107532102	27	1/2"
ER-32QF	202132001	M 50 x 1.50	130	107540101	107540104	36	107540102	27	1/2"
ER-40QF	202140001	M 62 x 1.50	150	107540101	107540104	36	107540102	27	1/2"

Consider maximum tightening torque in Nm! Dimensions in mm

Seal washer for collet nut

for internal coolant supply



Ordering example:
210116040 fits to ER 16 and
shank d = 4.0 – 3.5

Size	Item No. Single parts	Item No. Complete set	d min.	d max.	Range per seal washer	Number per set	Available seal washer d
ER 16	210116...[d*10]	210116000	3.0	10	0.5	14	3.0-10
ER 20	210120...[d*10]	210120000	3.0	13	0.5	20	3.0-13
ER 25	210125...[d*10]	210125000	3.0	16	0.5	26	3.0-16
ER 32	210132...[d*10]	210132000	3.0	20	0.5	34	3.0-20
ER 40	210140...[d*10]	210140000	3.0	26	0.5	46	3.0-26

Dimensions in mm

One-hand wrench

for driven tool holders: to hold the QuickFlex® spindle when tightening



Size	Item No.
20	107720000
25	107725000
32	107732000
40	107740000
50	107750000

Spanner wrench

to clamp/unclamp collet nuts ERQF and QuickFlex® adapter



Size	Item No.	Type
ER-20QF	107520020	A
ER-25QF	107525020	A
ER-32QF	107532020	A
ER-40QF	107540020	B
ER-50QF	107550020	B

Torque wrench

compatible with all torque adapters



Size	Item No.	Ø	Nm
ER-20QF up to ER-25QF	STW-D16-100-A	16	20 - 100
ER-32QF up to ER-50QF	STW-D16-200-A	16	40 - 200

Dimensions in mm

Torque adapter

to clamp QuickFlex® adapter



Size	Item No.	Nm ¹⁾
ER-20QF	107520021	65
ER-25QF	107525021	80
ER-32QF	107532021	100
ER-40QF	107540021	140
ER-50QF	107550021	160

for spigot end Ø16

to clamp/unclamp collet nuts ERQF



A



B

Size	Item No.		Nm ¹⁾
ER-20QF	107520022	A	75
ER-25QF	107525022	A	100
ER-32QF	107532022	A	130
ER-40QF	107540022	B	165
ER-50QF	107550022	B	200

for spigot end Ø16

to clamp/unclamp collet nuts ERQF-A-short



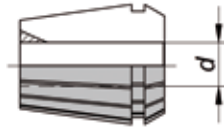
Size	Item No.	Nm ¹⁾
ER-25QF	107532105	85
ER-32QF	107540105	130
ER-40QF	107540105	130

for spigot end Ø16

¹⁾ Torque to be set when using the torque wrench STW-D16-...

ER Collets, High Precision

DIN 6499B, ISO 15488



d	ER-11	ER-16	ER-20	ER-25	ER-32	ER-40	ER-50
1-0.5	190011010	190016010	190020010	190025010			
1.5-1	190011015						
2-1.5	190011020	190016020	190020020	190025020	190032020		
2.5-2	190011025						
3-2.5	190011030	190016030	190020030	190025030	190032030	190040030	
3.5-3	190011035						
4-3.5	190011040	190016040	190020040	190025040	190032040	190040040	
4.5-4	190011045						
5-4.5	190011050	190016050	190020050	190025050	190032050	190040050	
5.5-5	190011055						190050060
6-5.5	190011060	190016060	190020060	190025060	190032060	190040060	
6.5-6	190011065						
7-6.5	190011070	190016070	190020070	190025070	190032070	190040070	
8-7		190016080	190020080	190025080	190032080	190040080	
9-8		190016090	190020090	190025090	190032090	190040090	
10-9		190016100	190020100	190025100	190032100	190040100	190050100
11-10			190020110	190025110	190032110	190040110	
12-11			190020120	190025120	190032120	190040120	190050120
13-12			190020130	190025130	190032130	190040130	
14-13				190025140	190032140	190040140	190050140
15-14				190025150	190032150	190040150	
16-15				190025160	190032160	190040160	190050160
17-16					190032170	190040170	
18-17					190032180	190040180	190050180
19-18					190032190	190040190	
20-19					190032200	190040200	190050200
21-20						190040210	
22-21						190040220	190050220
23-22						190040230	
24-23						190040240	190050240
25-24						190040250	
26-25						190040260	190050260
28-26							190050280
30-28							190050300
32-30							190050320
34-32							190050340

Dimensions in mm. Runout max. 0.01 mm

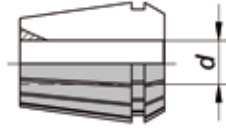
Complete set d	ER-11	ER-16	ER-20	ER-25	ER-32	ER-40	ER-50
7-0.5	190011000						
10-0.5		190016000					
13-1			190020000				
16-1				190025000			
20-2					190032000		
26-3						190040000	
34-10							190050000
Number	13	10	12	15	18	23	12

Dimensions in mm. Runout max. 0.01 mm



ER Collets, Ultra-Precision

DIN 6499B, ISO 15488



d	ER-11	ER-16	ER-20	ER-25	ER-32	ER-40	ER-50
1-0.5	190111010	190116010	190120010	190125010			
1.5-1	190111015						
2-1.5	190111020	190116020	190120020	190125020	190132020		
2.5-2	190111025						
3-2.5	190111030	190116030	190120030	190125030	190132030	190140030	
3.5-3	190111035						
4-3.5	190111040	190116040	190120040	190125040	190132040	190140040	
4.5-4	190111045						
5-4.5	190111050	190116050	190120050	190125050	190132050	190140050	
5.5-5	190111055						190150060
6-5.5	190111060	190116060	190120060	190125060	190132060	190140060	
6.5-6	190111065						
7-6.5	190111070	190116070	190120070	190125070	190132070	190140070	190150080
8-7		190116080	190120080	190125080	190132080	190140080	
9-8		190116090	190120090	190125090	190132090	190140090	
10-9		190116100	190120100	190125100	190132100	190140100	190150100
11-10			190120110	190125110	190132110	190140110	
12-11			190120120	190125120	190132120	190140120	190150120
13-12			190120130	190125130	190132130	190140130	
14-13				190125140	190132140	190140140	190150140
15-14				190125150	190132150	190140150	
16-15				190125160	190132160	190140160	190150160
17-16					190132170	190140170	
18-17					190132180	190140180	190150180
19-18					190132190	190140190	
20-19					190132200	190140200	190150200
21-20						190140210	
22-21						190140220	190150220
23-22						190140230	
24-23						190140240	190150240
25-24						190140250	
26-25						190140260	190150260
28-26							190150280
30-28							190150300
32-30							190150320
34-32							190150340

Dimensions in mm. Runout max. 0.005 mm

Complete set d	ER-11	ER-16	ER-20	ER-25	ER-32	ER-40	ER-50
7-0.5	190111000						
10-0.5		190116000					
13-1			190120000				
16-1				190125000			
20-2					190132000		
26-3						190140000	
34-10							190150000
Number	13	10	12	15	18	23	12

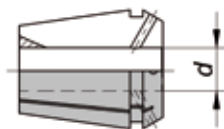
Dimensions in mm. Runout max. 0.005 mm



ER Collets, High Precision

sealed, for internal coolant supply (max. 1740 PSI/120 bar)

DIN 6499A, ISO 15488



d	ER-11	ER-16	ER-20	ER-25	ER-32	ER-40
3	191011030	191016030	191020030	191025030	191032030	
4	191011040	191016040	191020040	191025040	191032040	
5	191011050	191016050	191020050	191025050	191032050	
6	191011060	191016060	191020060	191025060	191032060	191040060
7		191016070	191020070	191025070	191032070	
8		191016080	191020080	191025080	191032080	191040080
9		191016090	191020090	191025090	191032090	
10		191016100	191020100	191025100	191032100	191040100
11			191020110	191025110	191032110	
12			191020120	191025120	191032120	191040120
13				191025130	191032130	
14				191025140	191032140	191040140
15				191025150	191032150	
16				191025160	191032160	191040160
17					191032170	
18					191032180	191040180
19					191032190	
20					191032200	191040200
22						191040220
25						191040250

Range h8
(only specified
shank dia.)

Dimensions in mm. Runout max. 0.01 mm

Complete set mm	ER-16	ER-20	ER-25	ER-32
10, 8, 6, 5, 4, 3	191016000			
12, 10, 8, 6, 5, 4, 3		191020000		
16, 14, 12, 10, 8, 6, 4			191025000	
20, 16, 14, 12, 10, 8, 6, 4				191032000
Number	6	7	7	8

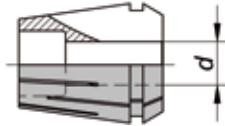


Dimensions in mm. Runout max. 0.01 mm

ER Collets, Ultra-Precision

Metallic sealed, for internal coolant supply (max. 1740 PSI/ 120 bar)

DIN 6499B, ISO 15488



d	ER-11	ER-16	ER-20	ER-25	ER-32
3	191111030	191116030 ¹⁾	191120030 ¹⁾		
4	191111040	191116040 ¹⁾	191120040 ¹⁾		
5	191111050	191116050	191120050 ¹⁾		
6	191111060	191116060	191120060 ¹⁾	191125060 ¹⁾	191132060 ¹⁾
7	191111070	191116070	191120070	191125070 ¹⁾	191132070 ¹⁾
8		191116080	191120080	191125080	191132080
9		191116090	191120090	191125090	191132090
10		191116100	191120100	191125100	191132100
11			191120110	191125110	191132110
12			191120120	191125120	191132120
13			191120130	191125130	191132130
14				191125140	191132140
15				191125150	191132150
16				191125160	191132160
17					191132170
18					191132180
19					191132190
20					191132200

Dimensions in mm. Runout max. 0.006 mm

Minimum clamping diameter:

ER-11: $d_{min} = d - 0.25$ mm

ER-16 to ER-32: $d_{min} = d - 0.5$ mm

¹⁾ $d_{min} = d h9$

Complete set mm	ER-16	ER-20	ER-25	ER-32
10-3	191116000			
13-3		191120000		
16-6			191125000	
20-6				191132001
Number	8	11	6	8

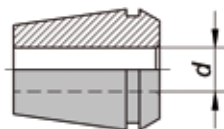
Dimensions in mm. Runout max. 0.006 mm



TER Shrink Collets

for internal coolant supply (max. 1740 PSI/120 bar)

DIN 6499, ISO 15488



d	ER-11	ER-16	ER-20	ER-25	ER-32
3	192011030	192016030	192020030	192025030	
4	192011040	192016040	192020040	192025040	
6	192011060	192016060	192020060	192025060	192032060
8		192016080	192020080	192025080	192032080
10			192020100 ¹⁾	192025100	192032100
12				192025120	192032120
14				192025140 ¹⁾	192032140
16				192025160 ¹⁾	192032160
18					192032180 ¹⁾
20					192032200 ¹⁾

Dimensions in mm. Runout max. 0.003 mm

Tolerance on tool shank diameter must be h6, or closer.

¹⁾ Use only with short collet nut ERQF-A:



Note:

The cylindrical tool shank should be kept free from dirt and burrs before mounting into the adaptor to maintain a safe grip and precision.

Shrink Units

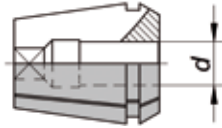
The TER shrink collet expands by heating. When cooling down the collet contracts and clamps the tool shank. For a safe and efficient shrinking process we recommend to use ThermoGrip® inductive shrink units.

For further information visit: www.diebold-hsk.de or www.bilz.com.

ER-GB Tapping Collets

for rigid tapping

DIN 6499A, ISO 15488



d ∅	d □	ER-11-GB	ER-16-GB	ER-20-GB	ER-25-GB	ER-32-GB	ER-40-GB	ER-50-GB
2.8	2.1	181011028	181016028					
3.5	2.7	181011035	181016035	181020035	181025035			
4	3.15/3.2	181011040	181016040	181020040	181025040	181032040		
4.5	3.4	181011045	181016045	181020045	181025045	181032045		
5	4	181011050	181016050	181020050	181025050	181032050		
5.5	4.3		181016055	181020055	181025055	181032055		
6	4.9	181011060	181016060	181020060	181025060	181032060	181040060	
6.2	5		181016062	181020062	181025062	181032062	181040062	
6.3	5		181016063	181020063	181025063	181032063	181040063	
7	5.5		181016070	181020070	181025070	181032070	181040070	
7.1	5.6		181016071	181020071	181025071	181032071	181040071	
8	6.2/6.3		181016080	181020080	181025080	181032080	181040080	
8.5	6.5		181016085	181020085	181025085	181032085	181040085	
9	7/7.1		181016090	181020090	181025090	181032090	181040090	
10	8			181020100	181025100	181032100	181040100	
10.5	8			181020105	181025105	181032105	181040105	
11	9			181020110	181025110	181032110	181040110	
11.2	9			181020112	181025112	181032112	181040112	
12	9			181020120	181025120	181032120	181040120	
12.5	10				181025125	181032125	181040125	
14	11/11.2				181025140	181032140	181040140	
15	12				181025150	181032150	181040150	
16	12/12.5				181025160	181032160	181040160	
17	13					181032170	181040170	
18	14/14.5					181032180	181040180	
20	16					181032200	181040200	
22	18						181040220	181050220
25	20						181040250	181050250
28	22							181050280
32	24							181050320

Dimensions in mm. Runout max. 0.01 mm



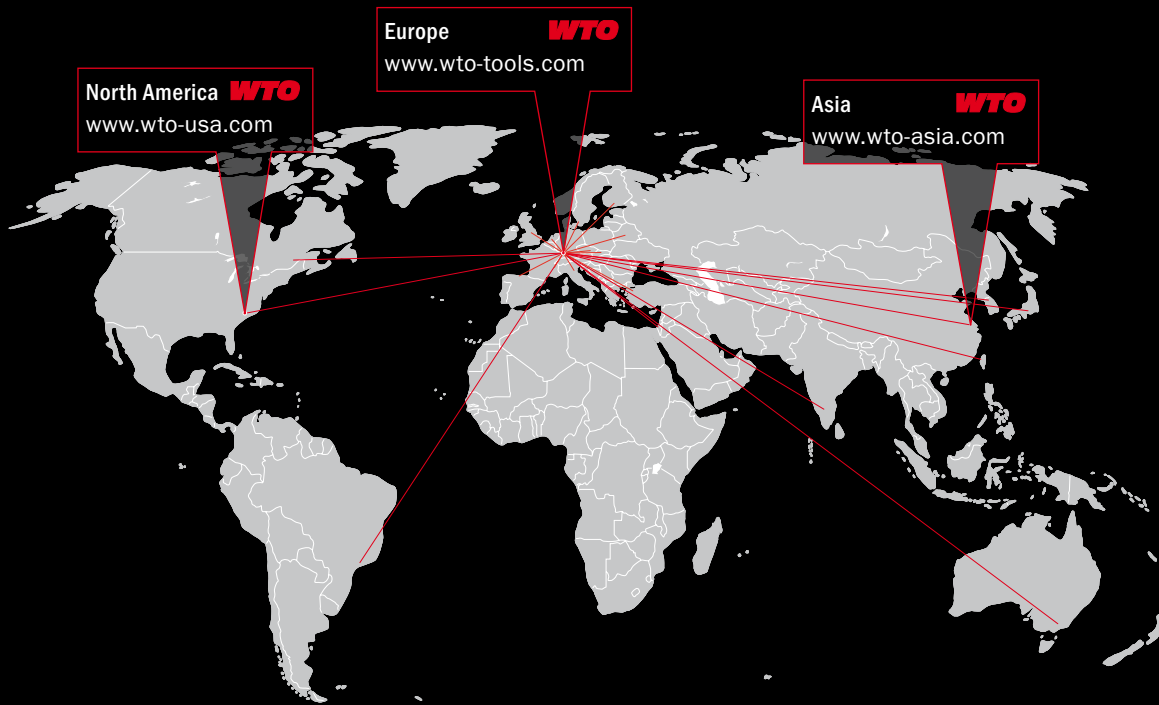
Quality without compromise.

All manufacturing steps are based on highest precision.

According to our own device that for the manufacture of high precision tooling systems high precision machine tools are essential we only use the latest machine tool technology to manufacture our parts.

At WTO not only the final products but also all manufacturing steps are checked and documented.

All our products are measured on high precision 3D-coordinate-measuring machines.



WTO Werkzeug-
Einrichtungen GmbH
Neuer Hohdammweg 1
77797 Ohlsbach
Germany

WTO Inc.
13900-F South Lakes Dr.
Charlotte, NC 28273
USA

WTO Asia
WTO Precision Tool Holders
(Shanghai) Co. Ltd.
Room 109-110, Building 2
No. 228 Banting Road
Jiuting Town,
Songjiang District
201615 Shanghai
China

Our distribution partners. Competence right there.

Australia
Dimac Tooling Ltd.
sales@dimac.com.au

Brazil
TF2
tfdois@tfdois.com.br

Canada
Mittmann Industrial Inc.
info@mittmann.com

China
Shanghai Gangde
wtocando@yahoo.com

Czech Republic
ALBA precision, spol. s.r.o.
info@albaprecision.cz

Denmark
AVN Teknik A/S
cjo@avn.dk

Finland
Suomen Terätuonti Oy
myynti@stt.as

France, east
Christophe Archambault
alm@wto.de

France, west
Christophe Archambault
car@wto.de

Great Britain
Cutwel Ltd.
sales@cutwel.net

Hungary
Prevotex Hungary Kft.
info@prevotex.hu

India
Ulhas Patil
u.patil@wto-asia.com

Israel
E.Y.A.R. Ltd.
boris@eyar.co.il

Italy
Prymark srl
commerciale@prymark.it

Japan
NK Works Co. Ltd.
k_samba@nk-works.co.jp

Korea
WTO Office Korea
is.chon@wto-korea.com

Mexico
Workholding Engineering De México
info@wem.com.mx

Netherlands
Toologic BeNeLux B.V.
info@toologic-benelux.nl

Norway
Helge Karlsen Verktøy og Maskin AS
hkvm@hkvm.no

Poland
ARCO Andrzej Rudenko
info@arcotools.pl

Romania
SC Elif Trading SRL
bulent.ozkan@eliftrading.com

Slovakia
ALBA precision s.r.o.
albaprecision@albaprecision.sk

Spain
ITALMATIC, S.A.
italmatic@italmatic.es

Sweden
Bonthron & Ewing AB
info@bonthron-ewing.se

Switzerland
Utilis AG
info@utilis.com

Taiwan
Kaiko Co., Ltd.
info@kaiko.com.tw

Turkey
MYK CNC MAKINA SAN. VE
huseyin.tatlidil@mykcnc.com.tr

Ukraine
„LLC“ SPA Stankopromimport
info@phoenix-ua.com